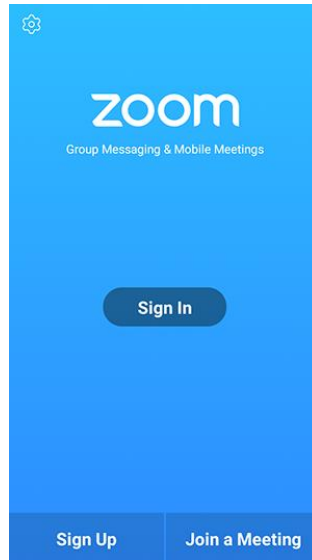


Join Zoom meeting on an Android device

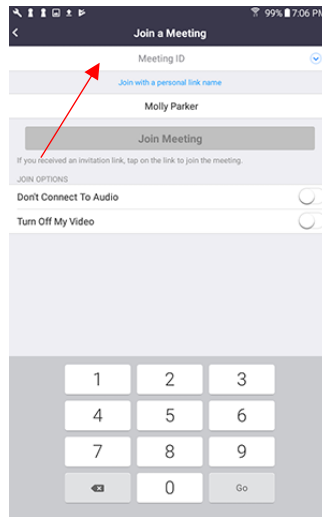
Step 1: Download Zoom from the Google Play Store

Step 2: Open Zoom mobile app

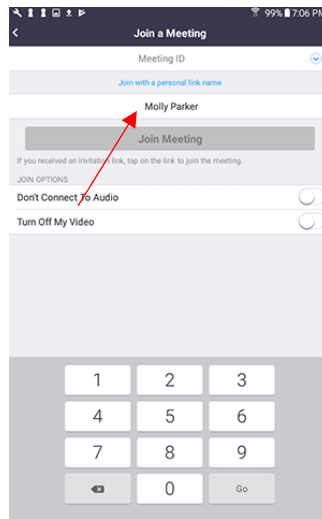
Step 3: Tap Join a Meeting



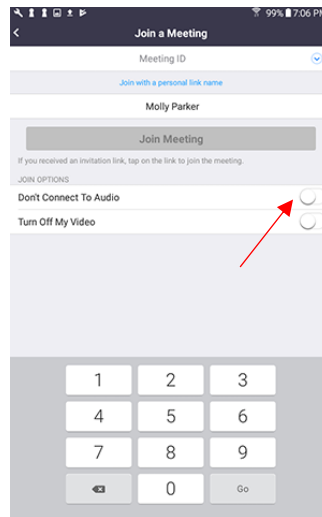
Step 4: Enter the Meeting ID number (On Agenda)



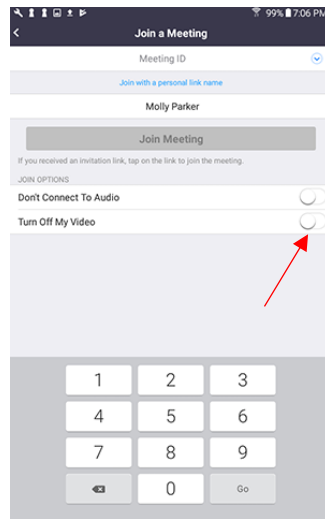
Step 5: Type your name that will be displayed to all participants



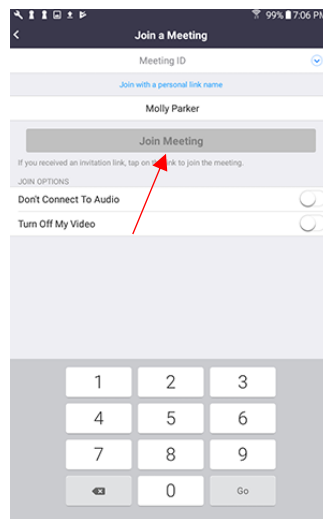
Step 6: Select if you would like to turn off audio




Step 7: Select if you would like to turn off the video



Step 8: Tap Join Meeting



*Note – When in a meeting, there are three views. The default screen is the main meeting screen. If you “swipe right” on the meeting screen, you will enter Safe Driving Mode. In this mode, your microphone and video will automatically be stopped and muted. To speak, tap the “Tap to speak” icon. To get back to the meeting screen, “swipe left” on the screen. To view all members of the meeting, “swipe left” from the meeting screen and “swipe right” to go back to the meeting screen.



Step 9: Tap Leave Meeting at the top right to leave meeting and end the call