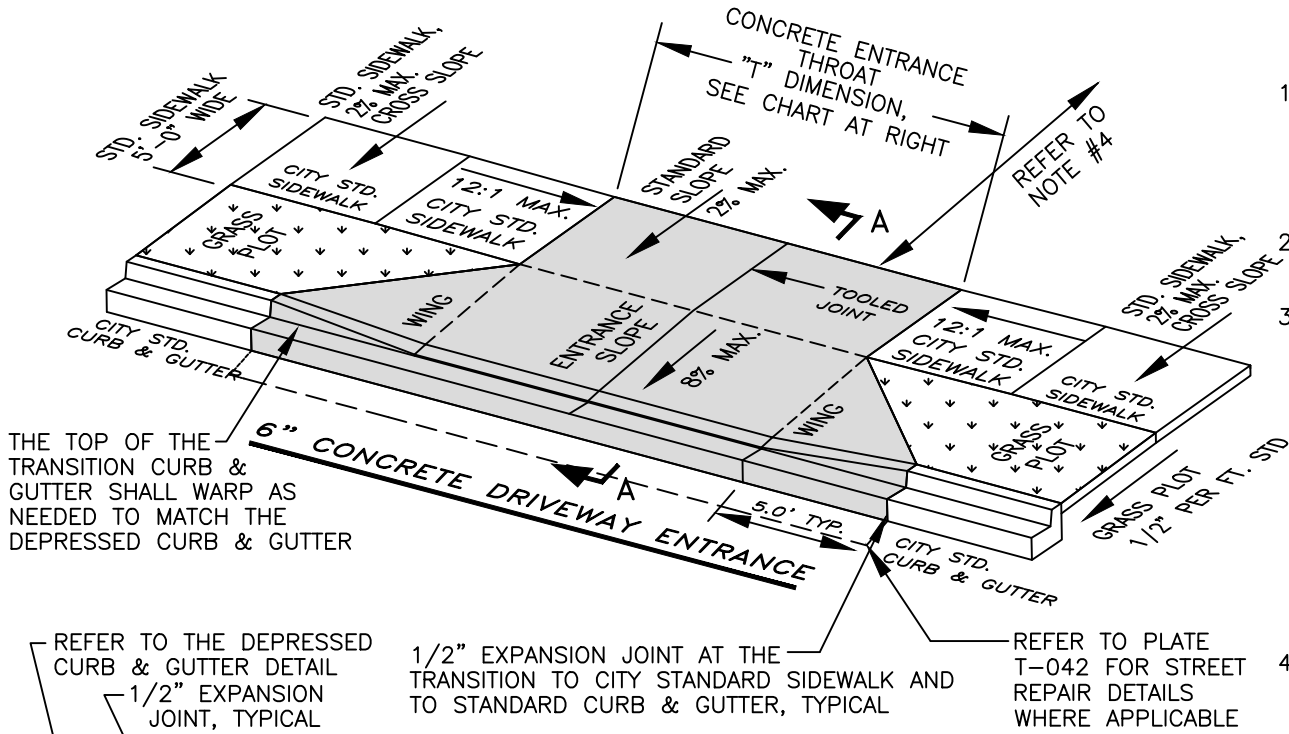


NOTES

1. ALL CONCRETE SHALL BE MD DEPT. OF TRANS. S.H.A. MIX NO. 3 WITH A 28 DAY COMPRESSIVE STRENGTH OF 3,500 P.S.I., WITH 5%–8% AIR AND 2"–5" SLUMP. DO NOT ADD WATER TO THE SURFACE FOR FINISHING. ALL EXPOSED SURFACES SHALL RECEIVE A BROOM FINISH. A STANDARD CURB RADIUS DRIVEWAY ENTRANCE MAY BE CONSTRUCTED IF APPROVED BY THE CITY ENGINEER.
2. REFER TO PLATE T-050 FOR STANDARD CONCRETE SIDEWALK AND PLATE T-040 FOR STANDARD CONCRETE CURB & GUTTER.

"T" DIM.	SINGLE FAMILY DRIVEWAY		DUPLEX WITH SHARED DRIVEWAY
	LOCAL STREET	OTHER STREET	
MIN.	12'	20'	25
MAX.	30'	30'	35

4. REFER TO THE CITY ACCESS POLICY FOR THE MINIMUM DRIVEWAY LENGTH.

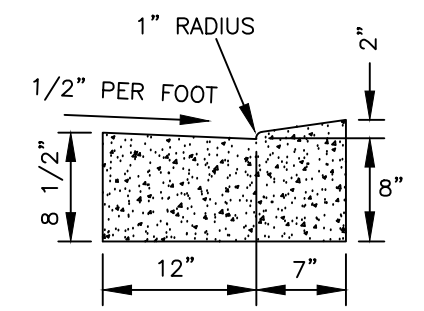
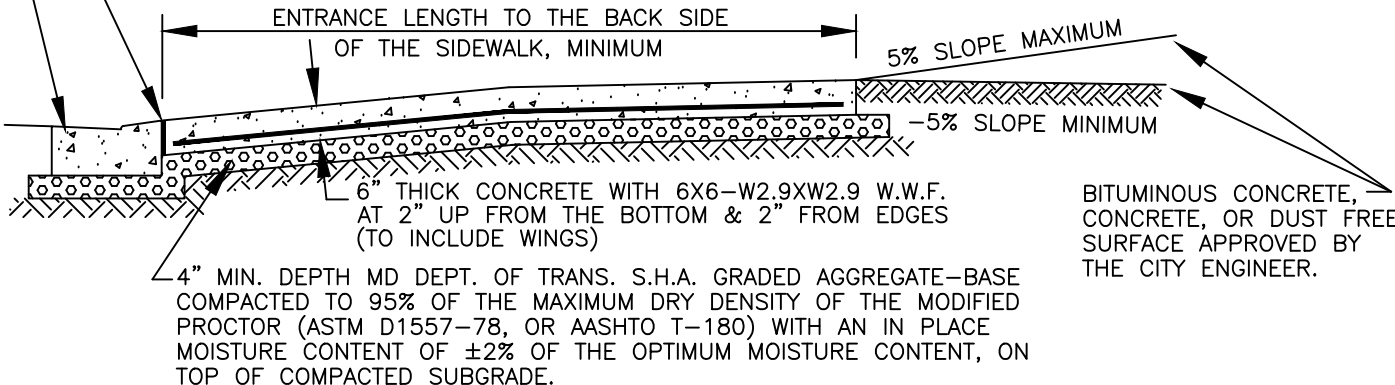


THE TOP OF THE TRANSITION CURB & GUTTER SHALL WARP AS NEEDED TO MATCH THE DEPRESSED CURB & GUTTER

REFER TO THE DEPRESSED CURB & GUTTER DETAIL
1/2" EXPANSION JOINT, TYPICAL

1/2" EXPANSION JOINT AT THE TRANSITION TO CITY STANDARD SIDEWALK AND TO STANDARD CURB & GUTTER, TYPICAL

REFER TO PLATE T-042 FOR STREET REPAIR DETAILS WHERE APPLICABLE



DEPRESSED CURB & GUTTER DETAIL

SECTION AA

CITY OF HAGERSTOWN, MARYLAND – ENGINEERING DIVISION

TRANSPORTATION STANDARD DETAIL
STANDARD RESIDENTIAL DRIVEWAY ENTRANCE
(WITH GRASS PLOT)

ISSUE DATE: 03-01-2018

REVISIONS

Plate T-060

