NOTES

1. REPLACEMENT CURB & GUTTER SHALL BE INSTALLED IF CURB & GUTTER CURRENTLY EXISTS OR CURB CURRENTLY EXISTS AND THE EXISTING GUTTER FLOW LINE PERCENT SLOPE IS LESS THAN 1.0%. OBTAIN A CITY OF HAGERSTOWN, MARYLAND CURB & GUTTER REPLACEMENT PERMIT AND CONTACT MISS UTILITY (1–800–257–7777) BEFORE STARTING DEMOLITION.
2. CONCRETE FOR REPLACEMENT CURB & GUTTER AND FOR THE STREET REPAIR SHALL BE MD DEPT. OF TRANS. S.H.A. MIX NO. 3 WITH A 28 DAY COMPRESSIVE STRENGTH OF 3,500 P.S.I., WITH 5%–8% AIR AND 2"–5" SLUMP. DO NOT ADD WATER TO THE SURFACE FOR FINISHING. ALL CONCRETE SHALL BE THOROUGHLY VIBRATED IN PLACE AND ALL EXPOSED SURFACES SHALL HAVE A BROOM FINISH. REPLACEMENT CURB & GUTTER SHALL RECEIVE 3" MIN. MD DEPT. OF TRANS. S.H.A. NO. 57 STONE BEDDING. 1/2" EXPANSION JOINTS SHALL BE INSTALLED AT 40' MAX. INTERVALS, SAW CUT JOINTS AT 10' MAX. INTERVALS (JOINTS IN SIDEWALK AND IN CURB & GUTTER TO MATCH WHERE POSSIBLE). SIDEWALK AND CURB & GUTTER SHALL NEVER BE PLACED MONOLITHIC. NOTIFY THE CITY OF HAGERSTOWN, ENGINEERING DIVISION IN ADVANCE OF THE PLACEMENT OF ANY CONCRETE OR BITUMINOUS CONCRETE. REFER TO PLATE T–040 NOTE NO. 1 FOR SEALANT REQUIREMENTS.
3. SAW CUT THE EXISTING STREET PAVEMENT IN NEAT STRAIGHT LINES AT 12" MAXIMUM FROM THE EDGE OF GUTTER PAN, (18" MAXIMUM FROM EDGE OF GUTTER PAN IF THERE IS NO GRASS PLOT).
4. THE CONCRETE STREET REPAIR SHALL BE PLACED ONLY AFTER THE REPLACEMENT CURB & GUTTER CONCRETE HAS BEEN PLACED AND HAS CURED, (IN NO CASE SHALL THE TWO BE PLACED MONOLITHIC).
5. THE CONCRETE STREET REPAIR SHALL HAVE A RAKED SURFACE AND RECEIVE TACK COAT BEFORE THE PLACEMENT OF THE 1 1/2" TO 2" DEPTH BITUMINOUS CONCRETE STREET REPAIR.
6. IF THE REPLACEMENT CURB & GUTTER IS HIGHER THAN THE EXISTING CURB/CURB & GUTTER IT TIES INTO, A TRANSITION REPLACEMENT CURB & GUTTER SHALL BE INSTALLED. THE LENGTH OF THIS TRANSITION CURB & GUTTER SHALL BE 12 INCHES FOR EVERY 1 INCH OF DIFFERENCE IN HEIGHT BETWEEN THE REPLACEMENT AND THE EXISTING. THIS TRANSITION CURB & GUTTER SHALL BE CENTERED ON THE PROPERTY LINE SUCH THAT HALF IS ON THE ADJACENT PROPERTY. INSTALL A 1/2" EXPANSION JOINT AS SHOWN. IF THE ADJACENT PROPERTY HAS EXISTING TRANSITION CURB & GUTTER, REMOVE IT TO THE EXPANSION JOINT AND INSTALL REPLACEMENT CURB & GUTTER TO COMPLETELY REPLACE IT.
7. ALL DISTURBED AREAS SHALL RECEIVE A MINIMUM OF 4" OF TOPSOIL AND MD DEPT. OF TRANS. S.H.A. MIX NO. 1 SEED, AND MULCH.

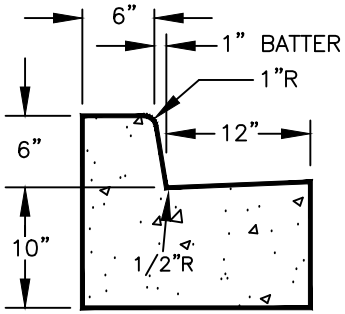

REPLACEMENT CURB & GUTTER

SECTION VIEW

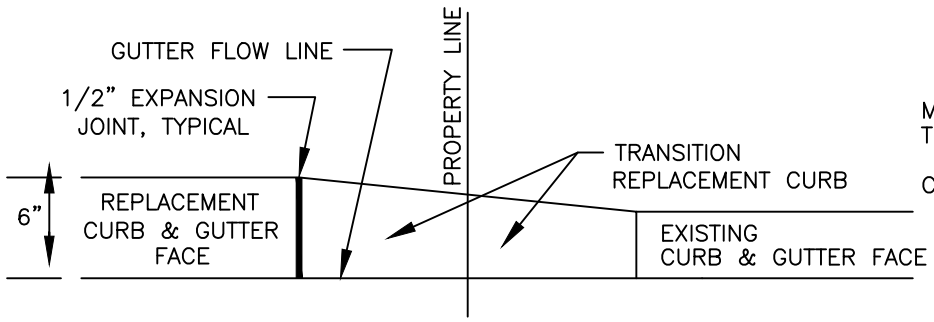

TYPICAL TRANSITION, REPLACEMENT CURB & GUTTER

ELEVATION VIEW

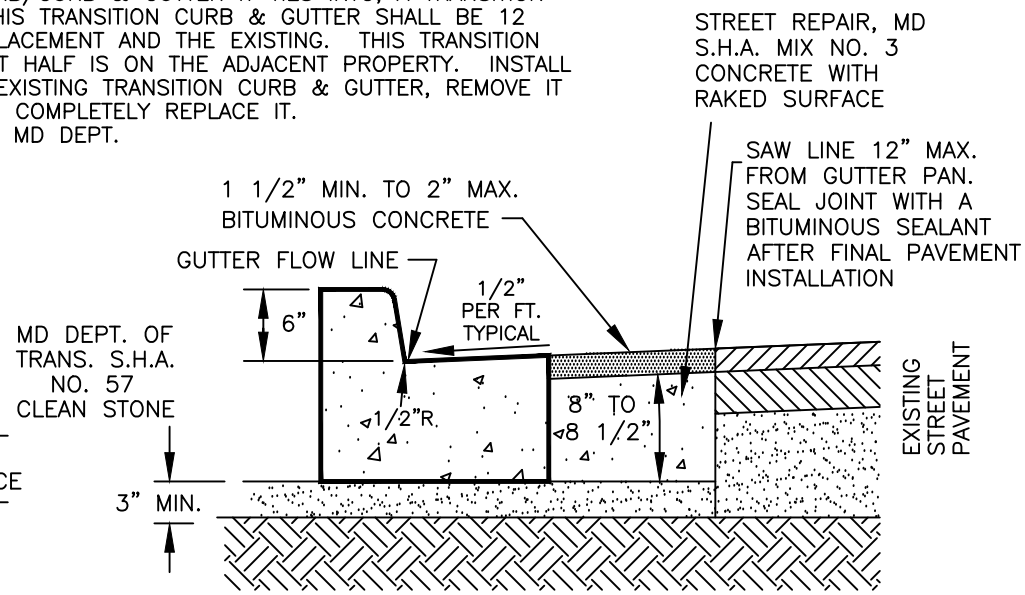

REPLACEMENT CURB & GUTTER INSTALLATION

SECTION VIEW

CITY OF HAGERSTOWN, MARYLAND – ENGINEERING DIVISION

TRANSPORTATION STANDARD DETAIL
REPLACEMENT CURB AND GUTTER

ISSUE DATE: 03–01–2018

REVISIONS

Plate T-041

© CITY OF HAGERSTOWN, MD, 2018